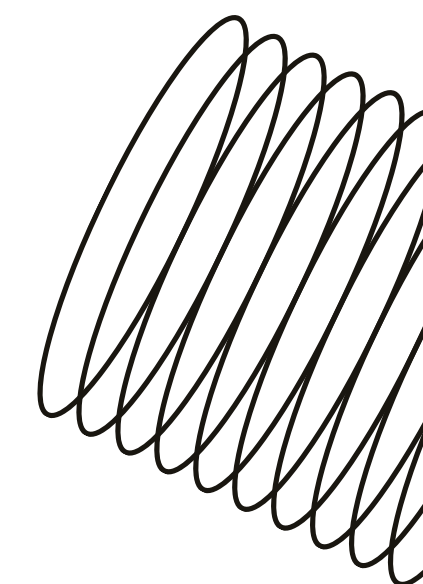






# HOW TO BUILD BETTER PROMPTS!



**LEARN HOW TO TALK TO AI**

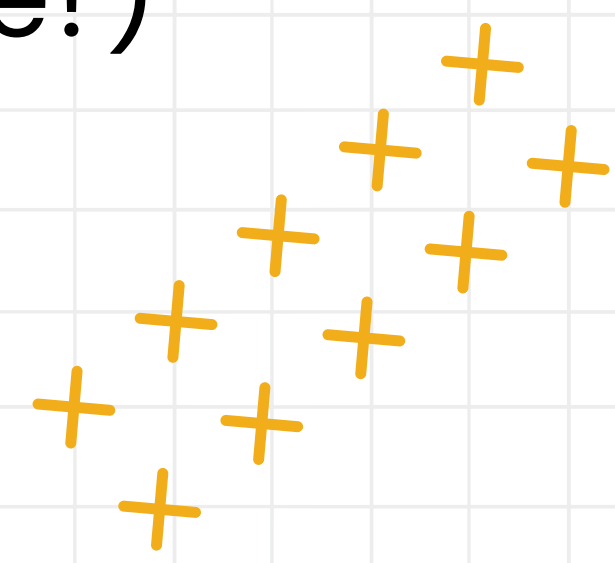
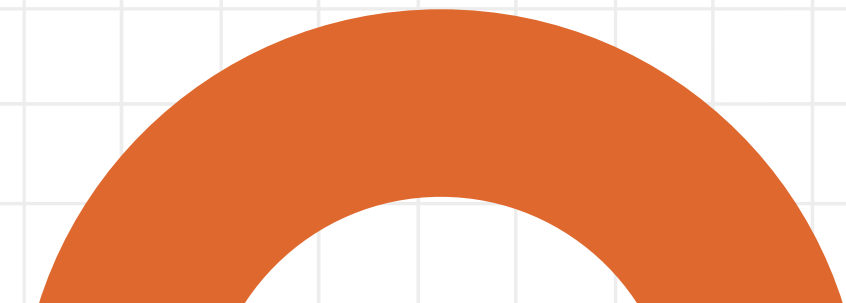






# OUR 4-STEP BLUEPRINT

To build a sturdy prompt, we need these materials:

- **Step 1:** The Expert (WHO is doing the job?)
- **Step 2:** The Job (WHAT are we building?)
- **Step 3:** The Work Site (WHERE/WHY are we building it?)
- **Step 4:** The Finish (HOW should it look when done?)





## THE FINAL “BUILT” PROMPT

"You are a world-famous Dinosaur Hunter. Write about how a T-Rex found its food. This is for a 4th-grade student's science poster. Write your answer as 5 short 'Did You Know?' facts that are exciting to read!"

